

# Word Search Puzzles Instructions

[**quick note for cell phones or other touch devices usage:** select words in grid by double clicking (on some touch devices, or touching on all such devices) the first, then last letter, or last, then first letter]

[**instructions for anagram puzzles:** This type of puzzle contains anagrams of the words to be located in the grid above. The words in the grid are in the proper order. Clicking on an anagram in the word list will display the word in the proper order, but you still need to locate it in the grid. Locating a word in the grid will highlight the corresponding anagram in the list below, and you could still click the located word to rearrange the anagram to display the word in the proper order.]

There are a number of different types of word search puzzles with three levels of difficulty and four different grid sizes available. The puzzles can be resized, and all have educational merit. These instructions are designed to make solving the puzzles more enjoyable, and do so using mostly images. If you prefer a video set of instructions, you can find them at the PMF YouTube channel: <https://www.youtube.com/watch?v=hr8k3dVAqC8>

The various types of puzzles are based upon two general formats: the usual list of words format, and a fill in the blanks format as depicted below:

PMF Information - easier

PMF Home PMF Training Home Show Words Source Below Clean Show Instructions Below

Z	p	6	4	L	u	2	v	B	5	P	i	u	k	V
d	u	o	y	e	z	h	e	m	w	h	J	6	5	W
Q	n	6	2	p	D	j	s	k	i	a	v	T	j	a
l	d	w	k	U	T	U	Z	n	a	r	g	Q	c	m
i	n	t	e	r	e	s	t	H	A	m	E	M	o	2
W	3	h	L	l	j	U	J	v	p	a	x	W	m	E
D	c	G	h	7	a	C	J	r	b	c	e	x	p	M
0	u	E	s	d	W	d	o	s	g	o	t	e	l	y
l	1	8	d	u	9	p	2	o	x	p	i	t	e	Z
B	f	e	Z	p	o	w	V	m	z	e	s	a	t	r
D	d	j	2	s	C	D	0	e	c	i	b	d	e	v
S	T	x	e	g	M	1	x	7	M	a	e	p	n	r
I	G	d	O	N	G	8	R	h	x	l	w	u	e	0
z	5	f	C	7	i	w	z	Q	A	A	G	V	s	j
0	l	u	V	B	G	2	1	8	A	U	S	M	s	8

Pharmacopeial added completeness interest make  
proposed some update website you

U.S. States - easier

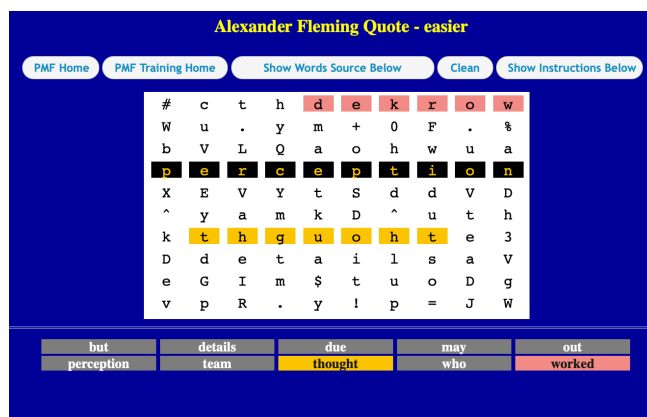
PMF Home PMF Training Home Show Words Source Below Clean Show Instructions Below

g	N	D	z	J	D	s	a	d	I	O	x	O	l	i
n	Y	q	z	Q	a	7	a	W	m	U	a	e	a	Y
i	s	W	o	d	i	1	5	x	X	G	n	a	M	u
m	k	j	r	P	n	l	K	K	e	A	a	w	a	r
o	q	E	e	i	5	h	a	3	T	i	o	s	j	
y	o	Y	g	d	g	y	h	n	P	b	s	I	s	I
W	7	W	o	m	r	T	7	s	U	p	i	T	a	d
M	G	z	n	F	i	s	c	a	R	c	u	B	c	a
o	4	w	3	N	V	F	O	s	x	a	o	W	h	h
V	o	Z	Q	d	y	1	6	j	n	L	X	u	o	
Z	Q	I	B	Y	t	I	s	I	p	Y	T	y	s	7
N	d	n	a	l	s	I	e	d	o	h	R	e	h	
o	X	0	T	h	e	7	2	d	A	j	J	i	t	l
n	k	P	b	P	W	X	5	a	g	7	8	t	r	
R	n	e	m	3	8	P	H	A	T	7	4	x	s	N

Its capital is Baton Rouge, Louisiana  
Its capital is Austin, Texas  
Its capital is Cheyenne, Wyoming  
Its capital is Salem, Oregon

There are three levels of difficulty for the puzzles: **easier**, **harder**, and **hardest**. The two puzzles above are at the easier level. “Easier” puzzles have all of the words to be found in the grid listed. If you click on a word in

the list, its location in the grid is shown, and you can then select “circle” the word in the grid (four ways to do that are described later). See below for what the located word (“perception”) looks like:



To “circle” the word (“perception”) in the grid, use one of four methods. **First method:** click on the first or last letter of the word (“p” or “n” in this example). Hold the mouse down and move the cursor over the remaining letters. The letters will be made cyan and bold until the word is completely selected, after which the word will be indicated by a different background color that will match the new color in the word list. **Second method:** click on the first or last letter of the word, release the mouse button, then move the cursor over the remaining letters. The color changes will be the same as for the first method. **Third method** (often more convenient for long words or words along a diagonal): Double click on the first or last letter of the word. The letter will be made orange, bold and in italics. Double click on the opposite end of the word. The word will now be highlighted in a different color matching the color in the word list. **Fourth method** (this is most likely the best method for you to use on a touch screen device like a tablet or a cell phone): touch the first (or last letter) of the word to be “circled” in the grid. Then touch the opposite letter. the word should now be indicated with a new background color that matched the word in the word list.

The images below show the word “thought” partially, then completely selected by either methods 1 or 2 (you can combine methods one and two

that can be helpful on occasion). Note the **bold cyan** letters “**oht**”. The word “worked” is also identified.

Alexander Fleming Quote - easier

PMF Home PMF Training Home Show Words Source Below Clean Show Instructions Below

#	c	t	h	d	e	k	r	o	w
W	u	.	y	m	+	0	F	.	%
b	V	L	Q	a	o	h	w	u	a
p	e	r	c	e	p	t	i	o	n
X	E	V	Y	t	S	d	d	V	D
^	y	a	m	k	D	^	u	t	h
k	t	h	g	u	<b>o</b>	<b>h</b>	<b>t</b>	e	3
D	d	e	t	a	i	l	s	a	V
e	G	I	m	\$	t	u	o	D	g
v	p	R	.	y	!	p	=	J	W

but	details	due	may	out
perception	team	thought	who	worked

Alexander Fleming Quote - easier

PMF Home PMF Training Home Show Words Source Below Clean Show Instructions Below

#	c	t	h	d	e	k	r	o	w
W	u	.	y	m	+	0	F	.	%
b	V	L	Q	a	o	h	w	u	a
p	e	r	c	e	p	t	i	o	n
X	E	V	Y	t	S	d	d	V	D
^	y	a	m	k	D	^	u	t	h
k	<b>t</b>	<b>h</b>	<b>g</b>	<b>u</b>	<b>o</b>	<b>h</b>	<b>t</b>	e	3
D	d	e	t	a	i	l	s	a	V
e	G	I	m	\$	t	u	o	D	g
v	p	R	.	y	!	p	=	J	W

but	details	due	may	out
perception	team	thought	who	worked

Words “circled” in the grid by either Method 3 or Method 4 look very similar. The images below show the last letter of the word “perception”

Alexander Fleming Quote - easier

PMF Home PMF Training Home Show Words Source Below Clean Show Instructions Below

#	c	t	h	d	e	k	r	o	w
W	u	.	y	m	+	0	F	.	%
b	V	L	Q	a	o	h	w	u	a
p	e	r	c	e	p	t	i	o	<b>n</b>
X	E	V	Y	t	S	d	d	V	D
^	y	a	m	k	D	^	u	t	h
k	<b>t</b>	<b>h</b>	<b>g</b>	<b>u</b>	<b>o</b>	<b>h</b>	<b>t</b>	e	3
D	d	e	t	a	i	l	s	a	V
e	G	I	m	\$	t	u	o	D	g
v	p	R	.	y	!	p	=	J	W

but	details	due	may	out
perception	team	thought	who	worked

Alexander Fleming Quote - easier

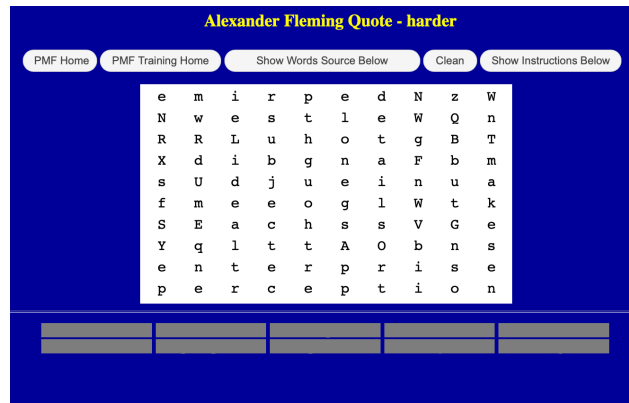
PMF Home PMF Training Home Show Words Source Below Clean Show Instructions Below

#	c	t	h	d	e	k	r	o	w
W	u	.	y	m	+	0	F	.	%
b	V	L	Q	a	o	h	w	u	a
<b>p</b>	<b>e</b>	<b>r</b>	<b>c</b>	<b>e</b>	<b>p</b>	<b>t</b>	<b>i</b>	<b>o</b>	<b>n</b>
X	E	V	Y	t	S	d	d	V	D
^	y	a	m	k	D	^	u	t	h
k	<b>t</b>	<b>h</b>	<b>g</b>	<b>u</b>	<b>o</b>	<b>h</b>	<b>t</b>	e	3
D	d	e	t	a	i	l	s	a	V
e	G	I	m	\$	t	u	o	D	g
v	p	R	.	y	!	p	=	J	W

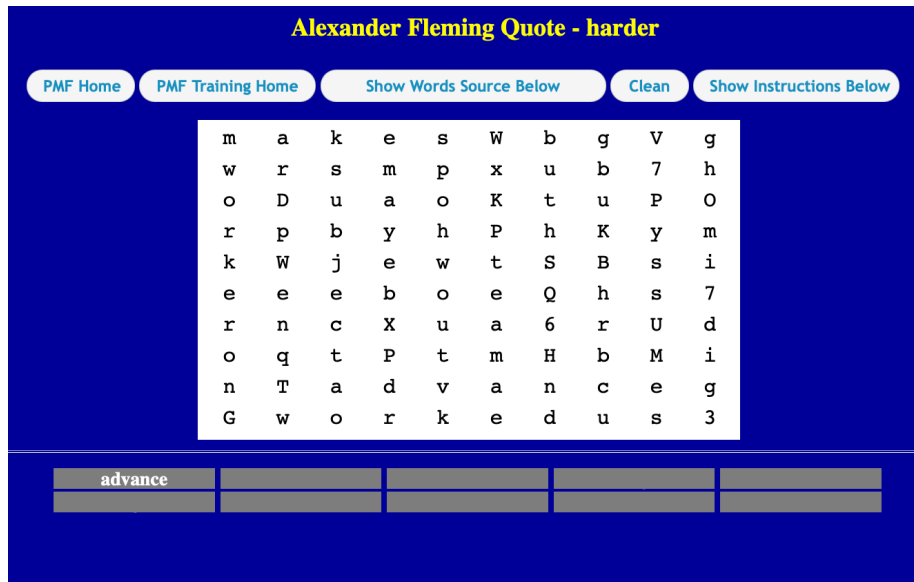
but	details	due	may	out
perception	team	thought	who	worked

selected (**orange bold italics “n”**), and the adjacent image shows the completed selection.

Puzzles labeled as “harder” initially look like the image below when you open them:



Notice that the words to be found in the grid are not shown in the list below. If you click on a blank in the list, the word to be found in the grid is shown as in the image below:



Now you would find the indicated word in the grid and select it using one of the four methods as shown below:

### Alexander Fleming Quote - harder

PMF Home
PMF Training Home
Show Words Source Below
Clean
Show Instructions Below

m	a	k	e	s	W	b	g	V	g
w	r	s	m	p	x	u	b	7	h
o	D	u	a	o	K	t	u	P	O
r	p	b	y	h	P	h	K	y	m
k	W	j	e	w	t	S	B	s	i
e	e	e	b	o	e	Q	h	s	7
r	n	c	X	u	a	6	r	U	d
o	q	t	P	t	m	H	b	M	i
n	T	a	d	v	a	n	c	e	g
G	w	o	r	k	e	d	u	s	3

advance				

Puzzles labeled as “hardest” have an opening appearance just like that shown above for “harder” puzzles. With the hardest puzzles, however, clicking on a blank in the list below does not provide an indication of a word in the grid. Substantial assistance can be found by clicking the button above labeled “**Show Words Source Below**”. Doing so for the puzzle above presents the selection from which the words in the grid were obtained as shown below:

### Alexander Fleming Quote - hardest

PMF Home
PMF Training Home
Hide Words Source Below
Clean
Show Instructions Below

Q	l	-	T	&	t	6	d	9	%
W	O	o	U	V	@	u	w	w	Y
:	O	4	n	5	e	h	b	o	\$
8	N	%	K	e	o	P	5	r	X
s	u	b	j	e	c	t	L	k	m
M	e	m	i	r	p	&	K	e	a
.	F	L	6	8	U	Q	;	r	y
d	e	k	r	o	w	\$	O	.	R
L	.	U	Z	l	M	\$	B	R	+
\$	;	a	d	v	a	n	c	e	Q

It is the lone worker who makes the first advance in a subject; the details may be worked out by a team, but the prime idea is due to enterprise, thought, and perception of an individual.  
<https://www.brainyquote.com/authors/alexander-fleming-quotes>

At the end of the material from which all of the grid words were obtained you will most often find a link to further information on the subject. The image below shows the puzzle partially solved:

Four different sizes of puzzle appear at this site: **10 X 10 grids**, **12 X 12 grids**, **15 X 15 grids**, and **20 X 20 grids**. Grid sizes are selected according to the number and sizes of words, and often just so you have a variety to choose from. You may resize the puzzles by resizing your browser window [grid sizes shown in the first 4 images below]. Note that each time you refresh your browser, you are presented with a puzzle most often with a different assortment of words selected from the word source (remember the button above) in different locations and with different fill characters (letters/numbers/symbols/blanks in the grid not belonging to words to be found) [the last 3 images below].

**U.S. States - easier**

[PMF Home](#)
[PMF Training Home](#)
[Show Words Source Below](#)
[Clean](#)
[Show Instructions Below](#)

F	l	R	F	e	P	J	v	x	w
s	z	I	n	z	F	E	j	N	e
J	C	o	l	o	r	a	d	o	N
A	l	a	b	a	m	a	N	a	R
H	T	Y	K	i	d	D	s	k	O
c	a	k	s	a	l	A	q	C	H
A	r	k	a	n	s	a	s	w	r
c	h	q	q	n	N	J	M	f	Y
C	a	l	i	f	o	r	n	i	a
V	B	a	n	o	z	i	r	A	T

*Its capital is Montgomery. [Alabama](#)*  
*Its capital is Juneau. [Alaska](#)*  
*Its capital is Phoenix. [Arizona](#)*  
*Its capital is Little Rock. [Arkansas](#)*  
*Its capital is Sacramento. [California](#)*  
*Its capital is Denver. [Colorado](#)*

**U.S. States - hardest**

[PMF Home](#)
[PMF Training Home](#)
[Show Words Source Below](#)
[Clean](#)
[Show Instructions Below](#)

t	#	o	K	/	.	F	O	;	V	:	8
#	u	\$	d	s	a	s	n	a	k	r	A
A	a	c	X	a	\$	A	l	a	s	k	a
a	i	3	i	G	r	3	R	J	8	0	Y
d	n	D	6	t	V	o	I	7	5	/	G
i	r	A	e	0	c	d	l	H	8	A	e
r	o	l	!	l	a	e	a	o	r	H	o
o	f	a	9	h	a	w	n	i	C	O	r
l	i	b	o	W	a	w	z	n	V	G	g
F	l	a	!	i	o	a	5	o	&	i	
^	a	m	i	0	n	Z	K	r	.	C	a
V	C	a	4	a	0	P	T	;	e	9	l

*Its capital is Montgomery.*   
*Its capital is Juneau.*   
*Its capital is Phoenix.*   
*Its capital is Little Rock.*   
*Its capital is Sacramento.*   
*Its capital is Denver.*   
*Its capital is Hartford.*   
*Its capital is Dover.*   
*Its capital is Tallahassee.*   
*Its capital is Atlanta.*   
*Its capital is Honolulu.*   
*Its capital is Boise.*

### U.S. States - hardest

PMF Home PMF Training Home Show Words Source Below Clean Show Instructions Below

0 5 3 7 2 8 2 8 8 6 3 1 4 6 1  
3 8 7 1 7 a i n r o f i l a c  
9 2 2 9 7 0 8 2 3 6 1 0 6 9 8  
0 0 7 5 s a s n a k r A 7 3 9  
A 2 8 6 A l a b a m a 3 0 5 A  
1 2 1 1 8 7 8 1 6 7 5 8 9 6 r  
a 2 1 4 6 2 2 0 1 1 2 2 6 D i  
s 1 0 1 C o l o r a d o l e z  
k 1 7 2 3 5 8 4 5 9 5 2 4 l o  
a C o n n e c t i c u t 9 a n  
5 8 4 2 7 G e o r g i a 9 w a  
5 5 9 6 5 5 a d i r o l F a 3  
2 8 6 5 5 4 8 8 3 6 0 0 3 r 4  
6 7 3 6 5 8 4 0 9 9 3 8 8 e 5  
6 7 6 9 1 0 1 8 7 2 8 0 8 4 5

Its capital is Montgomery.  
Its capital is Juneau.  
Its capital is Phoenix.  
Its capital is Little Rock.  
Its capital is Sacramento.  
Its capital is Denver.  
Its capital is Hartford.  
Its capital is Dover.  
Its capital is Tallahassee.  
Its capital is Atlanta.

### U.S. States - hardest

PMF Home PMF Training Home Show Words Source Below Clean Show Instructions Below

F K J C O S C o l o r a d o A E P a F R  
X M A A C F T X E S I H N L I W n F W P  
n a g i h c i M E Q K I a K F o K S C M  
S U L K Q M I O K I d s E D z a M C U E  
U O K A K E a C N a k K E i n a L P a R  
V R F G I M D s h a P r s r K F X d E  
D M E I e o i o s T M A a y A N F X i D  
K K i D o w s W a W s l a y P A O r e  
G S H s i I r a s K c a d n W E N B o l  
A M a A s a P g D o n h R a L O H I l a  
l i P s X i w U i d u R u i K e U C F w  
a n G T n s a O a F r J s n v B B a  
b n W s U a T s H A J L i i e P X W D r  
a e C i I Q k H i P D H a u E t L V X e  
m s L o O S T r K p Q M X o A n T O G F  
a o A n F U C T A T p E S L N G B s v J  
S t P i D D N O D R a i n r o f i l a c  
D a B l K e n t u c k y E G O F B X F P  
X B M l W N X C o n n e c t i c u t e B  
E X F I K M M M A D K N Y I n d i a n a

Its capital is Montgomery.  
Its capital is Juneau.  
Its capital is Phoenix.  
Its capital is Little Rock.  
Its capital is Sacramento.  
Its capital is Denver.

### U.S. States - easier

PMF Home PMF Training Home Show Words Source Below Clean Show Instructions Below

b 8 K e n t u c k y V = 8 h e  
\* @ k R i Z d a v e r m o n t  
N X p Q W ; o 7 R & L 3 e y D  
Z S o u t h C a r o l i n a  
2 l z % I l l i n o i s a T U  
\$ N F K y E E X G 9 g h e a 8  
: N % n I Z d w : # c x i t W  
Z l | Y % 0 7 D i G a n d - I  
j Q n F Y \$ . \$ v s i I g ; -  
4 - W v T 2 N H Q g d J B ^ @  
l C i 4 # f : % r a 9 g l - 2  
^ Y 6 D P z ; i h c g S l F k  
- c 7 O o E V o A r i z o n a  
t y R h o d e I s l a n d K  
9 p T u x I n d i a n a q i U

Its capital is Austin, Texas  
Its capital is Columbia, South Carolina  
Its capital is Richmond, Virginia  
Its capital is Montpelier, Vermont  
Its capital is Springfield, Illinois  
Its capital is Phoenix, Arizona  
Its capital is Boise, Idaho  
Its capital is Indianapolis, Indiana  
Its capital is Frankfort, Kentucky  
Its capital is Providence, Rhode Island

### U.S. States - easier

PMF Home PMF Training Home Show Words Source Below Clean Show Instructions Below

/ - 4 3 a o Q | A G C U C # \$  
Z V 5 t n D Q M a l ; / D ! :  
\* T R n a T e 7 a n a D O W T  
7 \* G o i 2 3 l ; r a b \$ X F  
N 3 . m s U K A a % y t a K T  
e 2 E r i \* W 9 @ w e l n m D  
v F l e u : H ; % ; a 0 a o a  
a U N V o G E D 4 3 Y r + n M  
d J l e L C 9 3 H R i M e : d  
a 6 A B b W a s h i n g t o n  
V | W \* F r : T a X l \$ 6 C T  
% I T G J 5 a w ! P O T : X V  
I & F I \$ 5 a s F \$ : & E ! +  
O 3 3 7 T H Q W k Y Z Q I E %  
S D J E 7 \$ S E Y a @ ! 5 0 ;

Its capital is Dover, Delaware  
Its capital is Lincoln, Nebraska  
Its capital is Montpelier, Vermont  
Its capital is Olympia, Washington  
Its capital is Carson City, Nevada  
Its capital is Annapolis, Maryland  
Its capital is Baton Rouge, Louisiana  
Its capital is Helena, Montana  
Its capital is Montgomery, Alabama  
Its capital is Honolulu, Hawaii

**U.S. States - easier**

[PMF Home](#)   [PMF Training Home](#)   [Show Words Source Below](#)   [Clean](#)   [Show Instructions Below](#)

R	A	/	\$	Y	3	9	W	W	V	6	C	H	;	
X	N	e	w	Y	o	r	k	a	L	9	F	U	N	
N	S	l	A	Y	^	3	8	i	O	C	Z	.	P	e
e	o	!	Z	8	P	V	n	u	R	@	;	i	@	w
b	u		P	4	&	r	i	J	M	.	p	8	L	
r	t	Z	+	%	o	s	L	a	3	p	@	^	F	M
a	h	D	E	f	i	Z	r	%	i	S	D	J	A	e
s	Y	i	a	L	y	5	s	H	L	:	r	9	x	
k	D	l	n	F	l	T	s	\$	W	3	i	Y	+	i
a	a	a	S	a	#	i	7	4	J	z	/		c	
C	k	^	n	#	s		:	4	o	P	9	4	Q	o
3	o	d	#	s	6	U	H	n	\$	X	X	6	U	V
t	7	i	P	J	I	a	@	E	@	9	\$	8	@	
Z	a	M	t	u	c	i	t	c	e	n	n	o	C	4
D	R	E	\$	I	W	D	T	G	*	I	E	A	A	E

*Its capital is Albany, [New York](#)*  
*Its capital is Pierre, [South Dakota](#)*  
*Its capital is Phoenix, [Arizona](#)*  
*Its capital is Sacramento, [California](#)*  
*Its capital is Baton Rouge, [Louisiana](#)*  
*Its capital is Lincoln, [Nebraska](#)*  
*Its capital is Jackson, [Mississippi](#)*  
*Its capital is Annapolis, [Maryland](#)*  
*Its capital is Santa Fe, [New Mexico](#)*  
*Its capital is Hartford, [Connecticut](#)*

If you make mistakes selecting words in the grid, no worries! You can just start over, or if you wind up with assorted yellow highlights or anything else you don't like, you can click the "Clean" button, or just press any key (that would do the same as clicking the "Clean" button). Selecting diagonals can be trickier, so you may find resizing the puzzle to be helpful, or you can always select ("circle") using the double click method (method 3 approach).

## PERMITTED USES OF THE PUZZLES

These puzzles were created using software developed by David A. Porter, Ph.D.

As such, he owns the copyright for the software, but makes no claim on the use of the puzzles (make screen prints, share them, copy them, use them as you wish).

If you are interested in using such puzzles as part of your educational/training programs, please contact Dave at [dapperdavid59@gmail.com](mailto:dapperdavid59@gmail.com). Dave can create puzzles for you, or it is possible to license the software permitting you to create your own puzzles.

Thank you!